

VariaPro



VariaPro

CABLE GLANDS FOR SPECIAL CHALLENGES


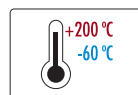
Outstanding technical properties

The cable glands of the VariaPro series convince with numerous technical features. Outstanding are the uniquely large clamping ranges of the individual size variants. For the user, this means high flexibility, easy procurement and lean warehousing.

User-friendly is also the simple assembly. Two different wrench sizes on one screw connection make it easier for the installer to tighten. The optimized ergonomics also ensure a better hold of the tool. An EMC connection is already integrated as standard.

Technical features:

- // large clamping ranges
- // Available sizes from M 20 to M 40
- // Protection class IP 68 up to 10 bar
- // Integrated EMC connection as standard
- // Robust design and slim structure
- // Easy mounting





VariaPro

VariaPro: Four for all cases

Demanding markets with special challenges - these are the ideal conditions for VariaPro. The new cable glands are designed for extreme environments. The product family includes four variants with different capabilities for very special requirements. But they all have one thing in common: the HUMMEL quality appreciated by customers.

VariaPro Rail:

This cable gland for the railway sector has passed all tests of the fire protection standards DIN EN 45545-2 and 45545-3 and can be used in all trains of the European network without restriction.

HSK-INOX-HD Pro:

This EHEDG-certified cable gland meets the highest hygiene standards and is used in the food industry as well as in the chemical and pharmaceutical industry

VariaPro Temp:

With a temperature range of $-60\text{ }^{\circ}\text{C}$ to $200\text{ }^{\circ}\text{C}$ this fitting is suitable for both arctic outdoor use as well as for industrial high temperature applications.

VariaPro FKM:

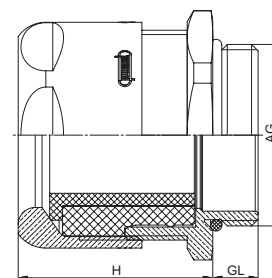
The VariaPro FKM is highly resistant to acids and chemicals, making it particularly suitable for use in the chemical and pharmaceutical industries or in the energy sector.



Dimensions and specifications may be changed without prior notice




Material	Nickel plated brass
Seal/O-Ring	EPDM
Protection	IP 68 – 10 bar within the specified clamping range
Operating Temperature	-40 °C – 100 °C (-40 °F – 212 °F)



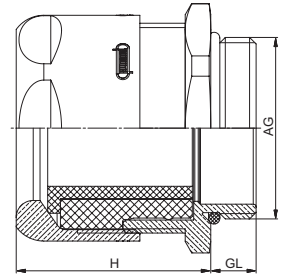
- // DIN EN 45545-2 and DIN EN 45545-3
- // Fire resistance E30
- // For all trains in the European network
- // Integrated EMC connection
- // Large clamping range due to reducing insert
- // Integrated anti-twist protection during cable installation

AG	Ø mm	GL	H mm	 mm Dome Nut	 mm Body	Number
M 20 x 1,5	7,0–14,0	6	27	22	24	1.750.2000.50*
M 20 x 1,5	10,0–14,0	6	27	22	24	1.750.2000.51
M 25 x 1,5	11,0–18,0	7	29	27	30	1.750.2500.50*
M 25 x 1,5	14,5–18,0	7	29	27	30	1.750.2500.51
M 32 x 1,5	16,0–25,0	8	34	36	40	1.750.3200.50*
M 32 x 1,5	20,5–25,0	8	34	36	40	1.750.3200.51
M 40 x 1,5	21,0–32,0	8	40	46	50	1.750.4000.50*
M 40 x 1,5	26,5–32,0	8	40	46	50	1.750.4000.51

* Versions with removable reducers



Material	Nickel plated brass
Seal/O-Ring	VMQ (Silikon)
Protection	IP 68 – 10 bar within the specified clamping range
Operating Temperature	-60 °C – 200 °C



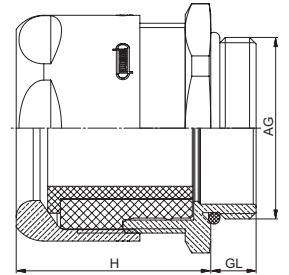
- // For applications under extreme conditions
- // Suitable for absolute low temperature applications
- // Also ideal for high temperatures up to 200 °C
- // Integrated EMC connection
- // Large clamping range due to reducing insert
- // Integrated anti-twist protection during cable installation

AG	Ø mm	GL	H mm	 mm Dome Nut	 mm Body	Number
M 20 x 1,5	7,0–14,0	6	27	22	24	1.751.2000.50*
M 20 x 1,5	10,0–14,0	6	27	22	24	1.751.2000.51
M 25 x 1,5	11,0–18,0	7	29	27	30	1.751.2500.50*
M 25 x 1,5	14,5–18,0	7	29	27	30	1.751.2500.51
M 32 x 1,5	16,0–25,0	8	34	36	40	1.751.3200.50*
M 32 x 1,5	20,5–25,0	8	34	36	40	1.751.3200.51
M 40 x 1,5	21,0–32,0	8	40	46	50	1.751.4000.50*
M 40 x 1,5	26,5–32,0	8	40	46	50	1.751.4000.51

* Versions with removable reducers



Material	Nickel plated brass
Seal/O-Ring	FKM
Protection	IP 68 – 10 bar within the specified clamping range
Operating Temperature	-20 °C – 180 °C (-4 °F – 356 °F)



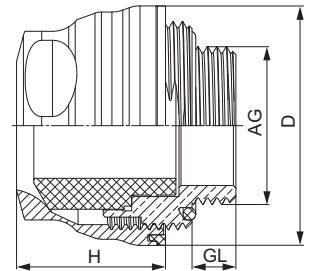
- // High resistance to acids and chemicals
- // Suitable for the process industry
- // For applications in chemistry, pharma or biotechnology
- // Integrated EMC connection
- // Large clamping range due to reducing insert
- // Integrated anti-twist protection during cable installation

AG	Ø mm	GL	H mm	mm Dome Nut	mm Body	Number
M 20 x 1,5	7,0–14,0	6	27	22	24	1.752.2000.50*
M 20 x 1,5	10,0–14,0	6	27	22	24	1.752.2000.51
M 25 x 1,5	11,0–18,0	7	29	27	30	1.752.2500.50*
M 25 x 1,5	14,5–18,0	7	29	27	30	1.752.2500.51
M 32 x 1,5	16,0–25,0	8	34	36	40	1.752.3200.50*
M 32 x 1,5	20,5–25,0	8	34	36	40	1.752.3200.51
M 40 x 1,5	21,0–32,0	8	40	46	50	1.752.4000.50*
M 40 x 1,5	26,5–32,0	8	40	46	50	1.752.4000.51

* Versions with removable reducers

HSK-INOX-HD-Pro
Metr.


Material HD-enclosure	INOX 1.4404
Sealing HD-enclosure	VMQ (Silicone), blue (similar RAL 5012)
Protection	IP 66, IP 68 to 10 bar, IP 69K
Operating Temperature	-40 °C – 120 °C (-40 °F – 248 °F)



- // EHEDG certified
- // Successful VDMA riboflavin test
- // Designed for the food industry
- // Suitable for high pressure cleaning
- // Integrated EMC connection
- // Halogen- and phosphate-free

AG	\varnothing mm	GL mm	H mm	D mm	\varnothing mm	Number
M 12 x 1,5	5–6,5	6	19	21	14	1.740.1203.50
M 16 x 1,5	7,5–10	6	20	27	19/21	1.740.1603.50
M 16 x 1,5	6–7,5	6	20	27	19/21	1.740.1603.51
M 20 x 1,5	11–13,5	6	22,5	33	24/27	1.740.2003.50
M 20 x 1,5	9–12	6	22,5	33	24/27	1.740.2003.51
M 25 x 1,5	15–18	7	23,5	38	30	1.740.2503.50
M 25 x 1,5	14–16	7	23,5	38	30	1.740.2503.52
M 32 x 1,5	21–25	8	26,5	45	36	1.740.3203.50

ELECTRIC COMPONENTS

Cable Glands

Polyamide-, Brass- and Stainless steel,
EMC-connections, Protection Ex e, Ex d, Ex ta



Circular Connectors

M 8 to M 40, INOX, TWILOCK, Industrial Ethernet,
Power, Signal, Hybrid-Connector, Moulded Cordsets




Conduit Systems

Corrugated Conduit Systems, Conduit Cable Glands, Angled Systems,
combined Cable Glands, Accessories



Cable Assembly

Moulded Signal- and Power Circular Connectors,
Servo Cables, Cable Sets



www.hummel.com

HUMMEL AG
Lise-Meitner-Straße 2
79211 Denzlingen
Germany
www.hummel.com

Tel. +49 (0) 76 66 / 9 11 10-0
Fax +49 (0) 76 66 / 9 11 10-20
E-Mail info@hummel.com

